

# Sapa Mentari

Sajian Pagi Menu Trading dari BRI Danareksa Sekuritas

Rabu, 03 Agustus 2022





## Disclaimer

The information contained in this report has been taken from sources which we deem reliable. However, none of BRI Danareksa Sekuritas and/or its affiliated companies and/or their respective employees and/or agents makes any representation or warranty (express or implied) or accepts any responsibility or liability as to, or in relation to, the accuracy or completeness of the information and opinions contained in this report or as to any information contained in this report or any other such information or opinions remaining unchanged after the issue thereof.

We expressly disclaim any responsibility or liability (express or implied) of BRI Danareksa Sekuritas, its affiliated companies and their respective employees and agents whatsoever and howsoever arising (including, without limitation for any claims, proceedings, action, suits, losses, expenses, damages or costs) which may be brought against or suffered by any person as a result of acting in reliance upon the whole or any part of the contents of this report and neither BRI Danareksa Sekuritas, its affiliated companies or their respective employees or agents accepts liability for any errors, omissions or misstatements, negligent or otherwise, in the report and any liability in respect of the report or any inaccuracy therein or omission there from which might otherwise arise is hereby expressly disclaimed.

The information contained in this report is not to be taken as any recommendation made by BRI Danareksa Sekuritas or any other person to enter into any agreement with regard to any investment mentioned in this document. This report is prepared for general circulation. It does not have regard to the specific person who may receive this report. In considering any investments you should make your own independent assessment and seek your own professional financial and legal advice.



## BUKA REKENING SEKARANG!

[eform.brights.co.id](https://eform.brights.co.id)

**SPECIAL PROMO**

**FEE TRANSAKSI SAHAM**

# 0.1%

**BERLAKU UNTUK PEMBUKAAN REKENING BARU JULI-AGUSTUS 2022**

**[KLIK DISINI](#)**

**BAGI KAMU PENGGUNA**



\*syarat & ketentuan berlaku



## KEY INDEX PERFORMANCE

### Domestic & Sectoral

	Price	1D	1W	1M	YTD
IDX	6,988.16	0.28%	1.70%	2.85%	6.18%
JKIDX30	525.95	0.72%	2.14%	1.25%	5.80%
LQ45	988.61	0.67%	2.08%	1.47%	6.14%
JKNONCYC	705.19	-0.41%	-2.20%	-1.57%	6.18%
JKINFRA	999.00	0.29%	0.95%	4.36%	4.14%
JKHEALTH	1,434.52	0.08%	-4.95%	-5.33%	1.02%
JKCYCLIC	896.33	-0.01%	1.73%	2.27%	-0.45%
JKINDUST	1,328.62	1.81%	8.80%	13.18%	28.16%
JKTECHNO	7,637.16	-0.23%	0.06%	-1.46%	-15.09%
JKTRANS	1,993.47	-0.35%	1.82%	5.50%	24.64%
JKENERGY	1,815.73	-2.74%	3.04%	12.81%	59.34%
JKBASIC	1,287.59	-0.67%	1.32%	8.72%	4.31%
JKFINANCE	1,504.78	0.02%	1.79%	6.88%	-1.45%
JKII	604.59	-0.21%	1.80%	7.12%	7.57%
JKISSI	206.65	-0.33%	1.39%	4.82%	9.33%

### Global

Dow Jones	32,396.17	-1.23%	2.00%	4.18%	-10.85%
S&P 500	4,091.19	-0.67%	4.34%	6.95%	-14.16%
NASDAQ	12,348.76	-0.16%	6.80%	10.97%	-21.07%

### EIDO, VIX & DXY

EIDO	23.14	-0.39%	2.89%	4.75%	0.74%
VIX	23.93	4.77%	-3.08%	-10.37%	38.97%
DXY	106.175	0.80%	-0.81%	1.21%	11.07%

### Europe

FTSE	7,409.11	-0.06%	1.41%	3.35%	0.33%
GDAXI	13,449.20	-0.23%	2.69%	4.97%	-15.33%
CAC40	6,409.80	-0.42%	3.19%	8.07%	-10.39%

### Asean & Regional

Thailand (SET)	1,589.16	-0.26%	2.32%	1.05%	-4.13%
Malaysia (KLCI)	1,495.05	-0.47%	2.14%	3.13%	-4.62%
China (SSEC)	3,186.27	-2.26%	-2.78%	-5.94%	-12.46%
Hong Kong (HSI)	19,689.21	-2.36%	-5.82%	-9.93%	-15.85%
Singapore (STI)	2,589.65	2.00%	0.09%	-0.30%	-19.63%
Japan (N225)	27,594.73	-1.42%	-0.13%	6.40%	-4.16%
Korea (KS11)	2,439.62	-0.52%	1.10%	5.82%	-18.07%

## CURRENCY AND BOND YIELD

	Rate	1D	1W	1M	YTD
USD/IDR	14,892.5	0.02%	-0.68%	-0.28%	4.51%
USD/JPY	133.18	0.01%	-2.72%	-1.49%	15.73%
EUR/USD	1.0166	0.01%	0.50%	-2.52%	-10.58%
GBP/USD	1.2165	-0.01%	1.21%	0.64%	-10.04%
ID10YR	7.265	1.47%	-2.02%	0.32%	14.09%
US10YR	2.748	5.50%	-1.97%	-4.89%	81.77%

## COMMODITY

	Price	1D	1W	1M	YTD
Nickel	22,342.00	-8.22%	3.09%	2.37%	7.64%
Coal	395.75	0.60%	-1.47%	5.13%	140.51%
Gold	1,776.20	-0.64%	3.41%	-1.40%	-2.87%
Silver	19.930	-2.12%	7.53%	1.34%	-14.65%
Copper	3.4720	-1.99%	2.27%	-3.86%	-21.85%
Tin	25,047.00	2.85%	2.36%	-6.02%	-35.55%
Palm Oil	3.779	-1.61%	12.82%	-10.87%	-15.58%
Oil (Brent)	99.77	-0.20%	-4.27%	-10.47%	28.49%
Oil (WTI)	93.79	0.05%	-1.19%	-13.25%	24.78%

Source : investing.com, Barchart



## FOKUS HARI INI

\*Rekomendasi kami pada halaman ini menggunakan proyeksi 1 tahun buku, kecuali ada update perkembangan selanjutnya.

### ▶ Harum Energy (HRUM) : Perolehan Kinerja 1H22

HRUM mencatatkan pendapatan dan laba 1H22 senilai USD377.46mn (+226% YoY) dan USD145.99mn (+1,309.57% YoY). Pertumbuhan kinerja ini mayoritas dikontribusi oleh pertambangan sebesar USD371.04mn, dan sewa & jasa senilai USD15.21mn dengan eliminasi senilai USD8.79mn. Disisi lain, beban pendapatan juga mengalami peningkatan yaitu senilai USD132.97mn (vs beban pendapatan 1H21 senilai USD60.47mn) sehingga laba bruto tercatat senilai USD244.49mn (+342.48% YoY).

Source : Emiten News

### ▶ Bukalapak.com (BUKA - BUY, TP IDR 950) : 2Q22 Very Promising Quarter

BUKA mencatatkan peningkatan *Total Processing Value* (TPV) sebesar +7.1% QoQ yang menyebabkan penurunan di segmen Mitra dan Marketplace. Selain itu, laba kotor BUKA pada 2Q22 mengalami penurunan menjadi IDR249bn (-10.6% QoQ) namun *contribution margin* tercatat meningkat menjadi -IDR24bn (+53% QoQ). Lebih lanjut, kami memperkirakan *net loss* BUKA membaik mencapai -IDR529bn (+96.6% QoQ) dan secara kumulatif pada 1H22 *net loss* BUKA mencapai -IDR799bn (+4.2% YoY).

Source : BRI Danareksa Sekuritas

### ▶ Industri Jamu dan Farmasi Sido Muncul (SIDO - Downgrade to HOLD, TP of IDR800) : Challenges in Volume

SIDO mencatatkan pendapatan pada 2Q22 senilai IDR732bn (-15% YoY) sehingga secara kumulatif pada 1H22 tercatat senilai IDR1.6tn (-2.6% YoY). Lebih lanjut, *gross margin* pada 2Q22 tercatat turun menjadi 50.9% (vs *gross margin* 1Q22 : 54.7%) dan secara kumulatif pada 1H22 tercatat *gross margin* sebesar 53% yang ditopang oleh penurunan *gross margin* segmen herbal. Dengan kinerja 1H22 yang dibawah ekspektasi, kami menurunkan target FY22 sebesar -25% dari target awal dan merekomendasikan HOLD untuk SIDO.

Full Report : [Klik disini](#)

### ▶ Indosat Ooredoo Hutchison (ISAT - BUY, TP:IDR8,500) : Indosat Ooredoo Hutchison Traversed 2Q Like a Freight Train

ISAT mencatatkan pendapatan 2Q22 senilai IDR11.65tn (+7.2% QoQ) ditopang oleh pendapatan yang kuat dari segmen seluler yang mencapai IDR 10.16tn (+8.3% QoQ). Kami memperkirakan pertumbuhan ini ditopang oleh 3 hal utama yaitu peningkatan mobilitas pasca covid-19, lebaran, dan adanya *price improvement*. Secara kumulatif, pendapatan dan laba bersih 1H22 tercatat meningkat lebih tinggi daripada prediksi, sehingga kami meningkatkan TP untuk saham ISAT menjadi IDR8,500.

Full Report : [Klik disini](#)

### ▶ Corporate Action

1. Public Expose: BDMN
2. RUPS: BNBA, SATU, SMMT
3. *Cum Date Cash Devidend*: AKRA IDR25, ATAP IDR0.65, EAST IDR1.7, XCID IDR0.47
4. *Ex Date Cash Devidend*: AMAN, PGLI
5. *Right Issue*: KIOS, Ratio 1:2, Exercise Price IDR300, Trading periods: 25 Juli- 05 Agustus 2022





## Trading Ideas

oleh Hadyatma Dahna Marta – Trading & Investment Specialist

### Composite Daily



S2	S1	R1	R2
6,799	6,937	7,000	7,067

**Last Price: 6,988**

- IHSX diprediksi bergerak mixed cenderung melemah terbatas
- Indikator MACD positif melemah
- Indikator Stochastic overbought melemah
- Indikator RSI overbought menguat

### ESSA – Buy On Weakness



TP1	TP2	SL1	SL2
1,050	1,080	960	905

**Last Price : 1,020**

**Trading Range : 905 – 1,080**

- Volume transaksi meningkat diatas rata-rata
- Indikator MACD positif melemah
- Indikator Stochastic netral konsolidasi
- Indikator RSI netral konsolidasi

### CENT – Buy On Weakness



TP1	TP2	SL1	SL2
173	174	168	164

**Last Price : 171**  
**Trading Range : 164 - 174**

- Volume transaksi stabil dibawah rata-rata
- Indikator MACD positif melemah
- Indikator Stochastic netral menguat
- Indikator RSI netral menguat

### AGII – Trading Buy



TP1	TP2	SL1	SL2
2,410	2,460	2,310	2,260

**Last Price : 2,360**

**Trading Range : 2,260 – 2,460**

- Volume transaksi stabil dibawah rata-rata
- Indikator MACD positif melemah
- Indikator Stochastic netral konsolidasi
- Indikator RSI netral konsolidasi

### ELSA – Sell



TP1	TP2	SL1	SL2
292	290	300	304

**Last Price: 296**  
**Trading Range : 290 - 304**

- Volume transaksi stabil dibawah rata-rata
- Indikator MACD positif melemah
- Indikator Stochastic netral melemah menuju oversold
- Indikator RSI netral melemah menuju oversold

### MPPA – Sell



TP1	TP2	SL1	SL2
202	198	214	222

**Last Price : 206**

**Trading Range : 198 - 222**

- Volume transaksi stabil meningkat dibawah rata-rata
- Indikator MACD positif melemah
- Indikator Stochastic netral melemah menuju oversold
- Indikator RSI netral melemah menuju oversold

## STOCK PICK

TREND TRADE						
Code	Action	Call Price	Last Price	Target Price	Stop Loss	Remarks
UNVR	BUY	4.900	4.600	5.250	4.450	Rectangle Bullish Day 15
MMLP	BUY	525	500	600	446	Breakout Midchannel Day 5
CTRA	BUY	925	905	1.000	865	Inverted Head and Shoulder Day 3

**Catatan:**

Trend Trade/Minor Trend memiliki rentang waktu hold position dalam 30 hari. \*rekomendasi baru  
Call Price adalah harga pada saat rekomendasi dikeluarkan

SWING TRADE						
Code	Action	Call Price	Last Price	Target Price	Stop Loss	Remarks
MNCN	BUY	940	975	1.010	890	Rebound From Lower Day 7
INDY	BUY	2.510	2.660	2.830	2.400	Double Bottom Day 7
*ISAT	BUY	6.800	6.800	7.400	6.550	Bullish Flag Day 1

**Catatan:**

Swing Trade memiliki rentang waktu hold position dalam 3-10 hari. \*rekomendasi baru  
Call Price adalah harga pada saat rekomendasi dikeluarkan

DAY TRADE										
NO	CODE	LAST PRICE	PREV DAY	Δ	% CHG	ACTION	TP1	TP2	SL1	SL2
1	ESSA	1020	995	25	2,51%	BUY	1.050	1.080	960	905
2	CENT	171	168	3	1,79%	BUY	173	174	168	164
3	AGII	2360	2350	10	0,43%	BUY	2.410	2.460	2.310	2.260
4	SCMA	234	228	6	2,63%	BUY	240	244	228	222
5	TBIG	3100	3040	60	1,97%	BUY	3.160	3.220	3.040	2.980
6	IMJS	344	340	4	1,18%	BUY	350	356	338	332
7	JPFA	1475	1475	0	0,00%	BUY	1.460	1.450	1.490	1.505
8	ELSA	296	300	-4	-1,33%	SELL	292	290	300	304
9	MPPA	206	218	-12	-5,50%	SELL	202	198	214	222
10	MEDC	600	625	-25	-4,00%	SELL	585	570	620	635
11	KAEF	1355	1380	-25	-1,81%	SELL	1.340	1.325	1.385	1.415
12	SAME	408	422	-14	-3,32%	SELL	398	388	424	438
13	AALI	9400	9650	-250	-2,59%	SELL	9.275	9.150	9.650	9.875
14	DMMX	1445	1480	-35	-2,36%	SELL	1.410	1.375	1.490	1.535
15	INCO	6050	6350	-300	-4,72%	SELL	5.950	5.850	6.250	6.425

**Keterangan Day Trade Stock Pick :**

1. Data kumpulan saham diambil dari BRIDS Technical Universe
2. Data diurutkan berdasarkan value transaksi terbesar selama 20 hari bursa terakhir
3. SL1 (Stop Loss 1) = Batas bawah pertama yang direkomendasikan untuk melakukan CUT LOSS
4. SL2 (Stop Loss 2) = Batas bawah kedua yang direkomendasikan untuk melakukan CUT LOSS
5. TP1 (Target Price 1) = Batas atas pertama yang direkomendasikan untuk melakukan TAKE PROFIT
6. TP2 (Target Price 2) = Batas atas kedua yang direkomendasikan untuk melakukan TAKE PROFIT






## Sales Team

### Ferdi Armand Hanafi


Head - Retail Customer Distribution

 [ferdi.hanafi@bridanareksasekuritas.co.id](mailto:ferdi.hanafi@bridanareksasekuritas.co.id)


 (021) 50914100

### I Wayan Satia Jaya

Branch Manager - Coordinator


 Palembang, Depok

 [satia@bridanareksasekuritas.co.id](mailto:satia@bridanareksasekuritas.co.id)


 (021) 78849149

### Rudy Ruslim

Branch Manager


 Mangga Dua


 [rudyr@bridanareksasekuritas.co.id](mailto:rudy@bridanareksasekuritas.co.id)


 (021) 62301988

### Upik Yuzarni

Branch Manager


 Bumi Serpong Damai (BSD)

 [upik\\_y@bridanareksasekuritas.co.id](mailto:upik_y@bridanareksasekuritas.co.id)


 (021) 29555777

### Maryadi Suwondo

Branch Manager


 Bandung


 [maryadi@bridanareksasekuritas.co.id](mailto:maryadi@bridanareksasekuritas.co.id)


 (022) 860 210 30

### Yahuda Nawa Yanukrisna

Branch Manager


 Yogyakarta, Solo, Semarang

 [yahuda@bridanareksasekuritas.co.id](mailto:yahuda@bridanareksasekuritas.co.id)


 (0274) 551181

### Rachma Yudyawati

Branch Manager

 Surabaya, Malang


 [rachma@bridanareksasekuritas.co.id](mailto:rachma@bridanareksasekuritas.co.id)


 (031) 5345888

### Martha Hidayat

Branch Manager


 Medan


 [marthah@bridanareksasekuritas.co.id](mailto:marthah@bridanareksasekuritas.co.id)


 (061) 4528100

### Umar Bin Aziz

Branch Manager

 Makassar

 [umarba@bridanareksasekuritas.co.id](mailto:umarba@bridanareksasekuritas.co.id)

 (0411) 8114011